

Day	Date	Residential		Lots & Land		Comm'l Total Active	Farms Total Active	Active Residential Inventory by MLS Area											
		Total Active	Inventory ΔYTD	Total Active	Inventory ΔYTD			1 & 2			3 & 4			5 to 8			9 to 16		
								#	Δ % YTD	% of Total	#	Δ % YTD	% of Total	#	Δ % YTD	% of Total	#	Δ % YTD	% of Total
2003																			
Wed	01/08/03	1449	----	576		140	19												
Fri	01/17/03	1506	4%	579		145	18												
Sat	01/25/03	1565	8%	559		142	18												
Fri	01/31/03	1561	8%	587		139	18												
Fri	02/07/03	1588	10%	599		134	20												
Thur	02/13/03	1583	9%	589		133	19												
Fri	02/28/03	1587	10%	598		118	23												
Sat	03/15/03	1632	13%	613		111	26												
Sun	03/23/03	1653	14%	609		110	27												
Fri	03/28/03	1646	14%	604		110	29												
Fri	04/04/03	1662	15%	573		105	25												
Fri	04/11/03	1676	16%	576		107	26												
Sat	04/26/03	1722	19%	538		106	24												
Thur	05/08/03	1710	18%	560		107	23												
Wed	05/14/03	1749	21%	525		102	22	Did not record											
Sat	05/24/03	1791	24%	570		109	20												
Sat	06/14/03	1760	21%	536		115	20												
Thur	06/19/03	1765	22%	530		113	20												
Wed	06/25/03	1756	21%	534		113	19												
Fri	07/11/03	1761	22%	534		110	18												
Fri	07/25/03	1737	20%	538		115	17												
Fri	08/22/03	1836	27%	516		122	19												
Mon	09/01/03	1848	28%	529		122	20												
Thur	12/04/03	1929	33%	615		120	16										<<<< PEAK INV		
Sun	12/28/03	1926	33%	636		129	18												
Wed	12/31/03	1902	31%	635		129	18												
Increase in listings:		453	31%	59	10%	-11	-1												

Day	Date	Residential		Lots & Land		Comm'l Total Active	Farms Total Active	Active Residential Inventory by MLS Area											
		Total Active	Inventory ΔYTD	Total Active	Inventory ΔYTD			1 & 2			3 & 4			5 to 8			9 to 16		
								#	Δ % YTD	% of Total	#	Δ % YTD	% of Total	#	Δ % YTD	% of Total	#	Δ % YTD	% of Total
2004																			
Sat	01/10/04	1926	----	599		129	20												
Sat	01/17/04	1954	1%	618		134	18												
Fri	01/23/04	1989	3%	597		135	17												
Fri	02/06/04	2016	5%	568		131	17												
Mon	02/16/04	2040	6%	583		130	17												
Mon	02/23/04	2048	6%	569		129	18												
Sat	02/28/04	2041	6%	588		130	19												
Sun	03/14/04	2032	6%	588		126	19												
Tue	04/06/04	2047	6%	576		119	17												
Sun	04/18/04	2144	11%	559		116	15	Did not record											
Sun	05/16/04	2196	14%	537		127	18												
Fri	05/28/04	2235	16%	549		131	19												
Sat	06/12/04	2205	14%	557		140	20												
Tue	07/13/04	2218	15%	645		149	23												
Sun	08/08/04	2257	17%	658		155	26												
Sat	08/21/04	2255	17%	647		149	25												
Sat	08/28/04	2296	19%	677		149	22												
Sun	09/12/04	2343	22%	669		146	19												
Sun	09/26/04	2377	23%	672		151	16	815	n/a	34%	583	n/a	25%	627	n/a	26%	352	n/a	15%
Sat	10/02/04	2342	22%	665		147	16	795	-2%	34%	561	-4%	24%	622	-1%	27%	364	3%	16%
Mon	10/25/04	2370	23%	687		151	14	806	-1%	34%	583	0%	25%	617	-2%	26%	364	3%	15%
Sat	11/06/04	2392	24%	681		148	14	816	0%	34%	607	4%	25%	625	0%	26%	345	-2%	14%
Tue	11/23/04	2433	26%	704		156	13	814	0%	33%	606	4%	25%	650	4%	27%	363	3%	15%
Mon	12/06/04	2439	27%	699		154	11	808	-1%	33%	621	7%	25%	641	2%	26%	368	5%	15%
Wed	12/15/04	2444	27%	706		152	13	801	-2%	33%	617	6%	25%	651	4%	27%	375	7%	15%
Increase in listings in 2004:		518	27%	107	18%	23	-7	Increase in residential inventory from Jan. 2003 to Dec. 2004 was 69%											
																		<<<< PEAK INV	

Day	Date	Residential		Lots & Land		Comm'l Total Active	Farms Total Active	Active Residential Inventory by MLS Area													
		Total Active	Inventory ΔYTD	Total Active	Inventory ΔYTD			1 & 2			3 & 4			5 to 8			9 to 16				
								#	Δ % YTD	% of Total	#	Δ % YTD	% of Total	#	Δ % YTD	% of Total	#	Δ % YTD	% of Total		
2005																					
Sun	01/02/05	2295	n/a	695	n/a	140	13	734	n/a	32%	584	n/a	25%	632	n/a	28%	345	n/a	15%		
Tue	01/11/05	2395	4%	712	2%	145	12	780	6%	33%	591	1%	25%	666	5%	28%	357	3%	15%		
Sat	01/29/05	2469	8%	758	9%	141	14	806	10%	33%	593	2%	24%	700	11%	28%	370	7%	15%		
Sat	02/05/05	2491	9%	758	9%	138	14	815	11%	33%	598	2%	24%	702	11%	28%	376	9%	15%		
Sun	02/13/05	2484	8%	781	12%	142	15	821	12%	33%	595	2%	24%	704	11%	28%	364	6%	15%		
Sat	02/19/05	2513	9%	801	15%	141	16	828	13%	33%	603	3%	24%	695	10%	28%	386	12%	15%		
Sat	02/26/05	2540	11%	882	27%	139	14	829	13%	33%	608	4%	24%	707	12%	28%	396	15%	16%		
Sat	03/12/05	2607	14%	882	27%	143	14	887	21%	34%	592	1%	23%	703	11%	27%	425	23%	16%		
Sat	03/19/05	2603	13%	877	26%	144	14	884	20%	34%	588	1%	23%	702	11%	27%	429	24%	16%		
Mon	03/28/05	2644	15%	895	29%	147	17	882	20%	33%	589	1%	22%	722	14%	27%	449	30%	17%		
Sat	04/09/05	2717	18%	890	28%	147	19	881	20%	32%	603	3%	22%	789	25%	29%	444	29%	16%		
Sat	04/16/05	2718	18%	897	29%	142	20	872	19%	32%	605	4%	22%	801	27%	29%	441	28%	16%		
Fri	04/22/05	2749	20%	906	30%	145	19	882	20%	32%	609	4%	22%	796	26%	29%	462	34%	17%		
Sun	05/01/05	2739	19%	905	30%	146	19	874	19%	32%	615	5%	22%	790	25%	29%	460	33%	17%		
Sat	05/07/05	2773	21%	918	32%	145	18	880	20%	32%	630	8%	23%	796	26%	29%	460	33%	17%		
Mon	05/16/05	2793	22%	927	33%	135	19	863	18%	31%	642	10%	23%	804	27%	29%	481	39%	17%		
Mon	05/23/05	2839	24%	950	37%	136	19	865	18%	30%	638	9%	22%	847	34%	30%	490	42%	17%		
Mon	05/30/05	2882	26%	970	40%	137	19	859	17%	30%	660	13%	23%	866	37%	30%	497	44%	17%		
Sat	06/04/05	2866	25%	968	39%	139	21	863	18%	30%	643	10%	22%	870	38%	30%	492	43%	17%		Jan '03 inver
Sun	06/12/05	2897	26%	965	39%	144	22	866	18%	30%	664	14%	23%	858	36%	30%	509	48%	18%		
Sun	06/26/05	2900	26%	992	43%	142	22	849	16%	29%	675	16%	23%	870	38%	30%	522	51%	18%		
Sat	08/06/05	2904	27%	1045	50%	154	26	799	9%	28%	691	18%	24%	805	27%	28%	610	77%	21%		
Fri	08/19/05	2895	26%	1057	52%	157	29	774	5%	27%	680	16%	23%	820	30%	28%	620	80%	21%		
Sun	08/28/05	2920	27%	1085	56%	163	30	771	5%	26%	669	15%	23%	854	35%	29%	626	81%	21%		
Mon	09/05/05	2960	29%	1105	59%	167	31	784	7%	26%	684	17%	23%	855	35%	29%	637	85%	22%		
Sun	09/11/05	2999	31%	1114	60%	168	31	795	8%	27%	700	20%	23%	861	36%	29%	643	86%	21%		
Mon	09/26/05	3088	35%	1155	66%	176	34	808	10%	26%	727	24%	24%	867	37%	28%	686	99%	22%		
Sat	10/01/05	3071	34%	1149	65%	167	33	800	9%	26%	719	23%	23%	864	37%	28%	688	99%	22%		
Sat	10/08/05	3120	36%	1150	65%	173	32	817	11%	26%	751	29%	24%	859	36%	28%	693	101%	22%		
Mon	10/24/05	3197	39%	1247	79%	174	33	833	13%	26%	766	31%	24%	901	43%	28%	698	102%	22%		
Sat	10/29/05	3246	41%	1265	82%	177	33	831	13%	26%	798	37%	25%	914	45%	28%	703	104%	22%		
Wed	11/16/05	3304	44%	1307	88%	178	35	839	14%	25%	824	41%	25%	939	49%	28%	702	103%	21%		
Sat	11/26/05	3313	44%	1297	87%	179	34	845	15%	26%	823	41%	25%	935	48%	28%	710	106%	21%		<<<< PEAK INV!
Increase in listings in 2005:		1018	44%	602	87%	39	21	Increase in residential inventory from Jan. 2003 to Dec. 2005 was 129%													
2006																				chk sum	
Mon	01/02/06	3061	n/a	1255	n/a	183	33	803	n/a	26%	802	n/a	26%	855	n/a	28%	604	n/a	20%	3064	
Sat	01/21/06	3325	9%	1378	10%	188	36	866	8%	26%	868	8%	26%	947	11%	28%	645	7%	19%	3326	
Sat	02/04/06	3414	12%	1455	16%	197	39	869	8%	25%	930	16%	27%	953	11%	28%	662	10%	19%	3414	
Tue	02/14/06	3502	14%	1466	17%	201	41	893	11%	25%	972	21%	28%	973	14%	28%	664	10%	19%	3502	
Mon	02/19/06	3599	18%	1578	26%	200	44	942	17%	26%	1007	26%	28%	975	14%	27%	675	12%	19%	3599	
Sun	02/26/06	3669	20%	1604	28%	194	45	969	21%	26%	1039	30%	28%	979	15%	27%	682	13%	19%	3669	
Sun	03/12/06	3716	21%	1640	31%	189	45	1007	25%	27%	1043	30%	28%	986	15%	27%	680	13%	18%	3716	
Sun	04/09/06	3990	30%	1679	34%	201	44	1066	33%	27%	1144	43%	29%	1012	18%	25%	768	27%	19%	3990	
Sat	05/06/06	4267	39%	1709	36%	203	47	1159	44%	27%	1221	52%	29%	1091	28%	26%	796	32%	19%	4267	

Day	Date	Residential		Lots & Land		Comm'l Total Active	Farms Total Active	Active Residential Inventory by MLS Area													
		Total Active	Inventory ΔYTD	Total Active	Inventory ΔYTD			1 & 2			3 & 4			5 to 8			9 to 16				
								#	Δ % YTD	% of Total	#	Δ % YTD	% of Total	#	Δ % YTD	% of Total	#	Δ % YTD	% of Total		
Wed	05/10/06	4347	42%	1753	40%	203	47	1197	49%	28%	1243	55%	29%	1091	28%	25%	816	35%	19%	4347	
Sun	06/04/06	4453	45%	1796	43%	214	55	1202	50%	27%	1265	58%	28%	1116	31%	25%	870	44%	20%	4453	
Tue	06/13/06	4503	47%	1830	46%	216	53	1215	51%	27%	1269	58%	28%	1121	31%	25%	898	49%	20%	4503	
Sun	06/18/06	4581	50%	1841	47%	217	51	1224	52%	27%	1268	58%	28%	1114	30%	24%	975	61%	21%	4581	
Sun	07/02/06	4715	54%	1866	49%	225	50	1238	54%	26%	1270	58%	27%	1154	35%	24%	1053	74%	22%	4715	
Tue	07/25/06	4937	61%	1961	56%	238	53	1246	55%	25%	1327	65%	27%	1210	42%	25%	1154	91%	23%	4937	
Wed	08/02/06	4948	62%	2000	59%	237	53	1232	53%	25%	1316	64%	27%	1219	43%	25%	1181	96%	24%	4948	
Wed	08/09/06	4998	63%	2003	60%	246	54	1239	54%	25%	1338	67%	27%	1224	43%	24%	1197	98%	24%	4998	
Sun	09/17/06	4916	61%	2121	69%	250	49	1235	54%	25%	1326	65%	27%	1217	42%	25%	1138	88%	23%	4916	
Sat	09/30/06	4993	63%	2156	72%	263	50	1250	56%	25%	1352	69%	27%	1223	43%	24%	1168	93%	23%	4993	
Sat	10/14/06	5034	64%	2180	74%	253	50	1251	56%	25%	1313	64%	26%	1262	48%	25%	1208	100%	24%	5034	
Sat	10/28/06	5052	65%	2194	75%	253	50	1249	56%	25%	1296	62%	26%	1261	47%	25%	1246	106%	25%	5052	
Mon	11/13/06	4985	63%	2215	76%	266	51	1249	56%	25%	1260	57%	25%	1247	46%	25%	1229	103%	25%	4985	
Sun	11/26/06	4933	61%	2238	78%	263	48	1232	53%	25%	1240	55%	25%	1224	43%	25%	1237	105%	25%	4933	
Mon	12/04/06	4822	58%	2209	76%	264	50	1198	49%	25%	1205	50%	25%	1194	40%	25%	1224	103%	25%	4821	
Sun	12/17/06	4856	59%	2198	75%	254	53	1198	49%	25%	1232	54%	25%	1177	38%	24%	1249	107%	26%	4856	
Increase in listings in 2006:		1795	59%	943	75%	71	20	Increase in residential inventory from Jan. 2003 to Dec. 2006 was 235%													
2007																			chk sum		
Fri	01/05/07	4629	n/a	2116	n/a	240	44	1147	n/a	25%	1207	n/a	26%	1075	n/a	23%	1200	99%	26%	4629	
Sun	01/14/07	4690	1%	2156	2%	253	43	1157	1%	25%	1211	0%	26%	1107	3%	24%	1215	1%	26%	4690	
Wed	01/31/07	4760	3%	2202	4%	255	47	1180	3%	25%	1237	2%	26%	1119	4%	24%	1226	2%	26%	4762	
Thur	02/15/07	4852	5%	2308	9%	271	48	1183	3%	24%	1294	7%	27%	1131	5%	23%	1244	4%	26%	4852	
Wed	02/27/07	4884	6%	2364	12%	282	49	1158	1%	24%	1312	9%	27%	1154	7%	24%	1260	5%	26%	4884	
Tue	03/13/07	4962	7%	2379	12%	277	46	1150	0%	23%	1325	10%	27%	1232	15%	25%	1255	5%	25%	4962	
Fri	03/23/07	5114	10%	2402	14%	278	49	1184	3%	23%	1357	12%	27%	1272	18%	25%	1301	8%	25%	5114	
Thur	04/05/07	5198	12%	2393	13%	284	49	1198	4%	23%	1386	15%	27%	1277	19%	25%	1337	11%	26%	5198	
Wed	04/18/07	5267	14%	2426	15%	293	45	1224	7%	23%	1415	17%	27%	1292	20%	25%	1336	11%	25%	5267	
Thur	04/26/07	5354	16%	2474	17%	298	45	1239	8%	23%	1408	17%	26%	1306	21%	24%	1401	17%	26%	5354	
Sun	05/13/07	5460	18%	2475	17%	296	44	1268	11%	23%	1436	19%	26%	1319	23%	24%	1437	20%	26%	5460	
Mon	05/21/07	5497	19%	2460	16%	295	45	1289	12%	23%	1443	20%	26%	1329	24%	24%	1436	20%	26%	5497	
Wed	06/06/07	5522	19%	2462	16%	286	47	1292	13%	23%	1429	18%	26%	1361	27%	25%	1440	20%	26%	5522	
Mon	06/11/07	5554	20%	2482	17%	293	47	1302	14%	23%	1433	19%	26%	1372	28%	25%	1447	21%	26%	5554	
Wed	06/20/07	5568	20%	2513	19%	301	49	1303	14%	23%	1428	18%	26%	1374	28%	25%	1463	22%	26%	5568	
Fri	06/29/07	5579	21%	2538	20%	306	48	1300	13%	23%	1447	20%	26%	1364	27%	24%	1468	22%	26%	5579	
Sat	07/14/07	5535	20%	2527	19%	311	46	1278	11%	23%	1432	19%	26%	1359	26%	25%	1466	22%	26%	5535	
Thur	07/26/07	5469	18%	2540	20%	319	47	1251	9%	23%	1429	18%	26%	1331	24%	24%	1458	22%	27%	5469	
Thur	08/09/07	5473	18%	2548	20%	327	47	1264	10%	23%	1410	17%	26%	1335	24%	24%	1463	22%	27%	5472	
Thur	08/23/07	5440	18%	2503	18%	333	48	1267	10%	23%	1412	17%	26%	1307	22%	24%	1454	21%	27%	5440	
Mon	09/03/07	5354	16%	2494	18%	337	48	1232	7%	23%	1380	14%	26%	1285	20%	24%	1457	21%	27%	5354	
Mon	09/17/07	5427	17%	2428	15%	350	47	1267	10%	23%	1391	15%	26%	1293	20%	24%	1476	23%	27%	5427	
Sun	09/23/07	5460	18%	2508	19%	356	48	1269	11%	23%	1412	17%	26%	1292	20%	24%	1487	24%	27%	5460	
Wed	10/10/07	5289	14%	2532	20%	367	45	1243	8%	24%	1361	13%	26%	1286	20%	24%	1399	17%	26%	5289	
Wed	10/24/07	5257	14%	2557	21%	369	49	1211	6%	23%	1348	12%	26%	1297	21%	25%	1401	17%	27%	5257	
Wed	10/31/07	5249	13%	2584	22%	375	49	1217	6%	23%	1330	10%	25%	1290	20%	25%	1412	18%	27%	5249	
Mon	11/19/07	5181	12%	2571	22%	386	50	1179	3%	23%	1300	8%	25%	1275	19%	25%	1427	19%	28%	5181	
Mon	11/26/07	5150	11%	2608	23%	388	49	1170	2%	23%	1293	7%	25%	1285	20%	25%	1402	17%	27%	5150	

Day	Date	Residential		Lots & Land		Comm'l Total Active	Farms Total Active	Active Residential Inventory by MLS Area															
		Total Active	Inventory ΔYTD	Total Active	Inventory ΔYTD			1 & 2			3 & 4			5 to 8			9 to 16						
								#	Δ % YTD	% of Total	#	Δ % YTD	% of Total	#	Δ % YTD	% of Total	#	Δ % YTD	% of Total				
Mon	12/03/07	5048	9%	2596	23%	379	49	1147	0%	23%	1262	5%	25%	1276	19%	25%	1363	14%	27%	5048			
Mon	12/17/07	4987	8%	2602	23%	389	51	1133	-1%	23%	1258	4%	25%	1275	19%	26%	1321	10%	26%	4987			
Mon	12/24/07	4935	7%	2601	23%	397	51	1121	-2%	23%	1252	4%	25%	1273	18%	26%	1289	7%	26%	4935			
Increase in listings in 2006:		306	7%	485	23%	157	7	Increase in residential inventory from Jan. 2003 to Dec. 2007 was 241%; at it's peak of 5579 units on 6/29/07 the increase had grown to 285%.															
2008																				chksum			
Fri	01/04/08	4743	n/a	2507	n/a	384	45	1076	n/a	23%	1195	n/a	25%	1215	n/a	26%	1257	n/a	27%	4743			
Mon	01/07/08	4753	0.2%	2517	0.4%	388	44	1067	-0.8%	22%	1197	0.2%	25%	1228	1.1%	26%	1261	0.3%	27%	4753			
Mon	01/21/08	4832	1.9%	2502	-0.2%	389	43	1076	0.0%	22%	1208	1.1%	25%	1251	3.0%	26%	1297	3.2%	27%	4832			
Mon	01/28/08	4896	3.2%	2547	1.6%	397	48	1086	0.9%	22%	1221	2.2%	25%	1258	3.5%	26%	1331	5.9%	27%	4896			
Wed	02/06/08	4961	4.6%	2514	0.3%	396	46	1105	2.7%	22%	1236	3.4%	25%	1278	5.2%	26%	1342	6.8%	27%	4961			
Sun	02/24/08	5038	6.2%	2561	2.2%	400	50	1119	4.0%	22%	1278	6.9%	25%	1307	7.6%	26%	1334	6.1%	26%	5038			
Tue	03/04/08	5016	5.8%	2570	2.5%	399	49	1111	3.3%	22%	1275	6.7%	25%	1302	7.2%	26%	1328	5.6%	26%	5016			
Tue	03/11/08	5134	8.2%	2609	4.1%	405	48	1134	5.4%	22%	1320	10.5%	26%	1326	9.1%	26%	1354	7.7%	26%	5134			
Mon	03/17/08	5135	8.3%	2597	3.6%	396	49	1132	5.2%	22%	1325	10.9%	26%	1327	9.2%	26%	1351	7.5%	26%	5135			
Mon	03/24/08	5159	8.8%	2609	4.1%	392	50	1137	5.7%	22%	1345	12.6%	26%	1335	9.9%	26%	1342	6.8%	26%	5159			
Mon	04/07/08	5184	9.3%	2606	3.9%	384	48	1166	8.4%	22%	1353	13.2%	26%	1326	9.1%	26%	1339	6.5%	26%	5184			
Wed	04/16/08	5234	10.4%	2623	4.6%	399	47	1173	9.0%	22%	1369	14.6%	26%	1330	9.5%	25%	1362	8.4%	26%	5234			
Fri	05/02/08	5268	11.1%	2623	4.6%	401	42	1178	9.5%	22%	1375	15.1%	26%	1339	10.2%	25%	1376	9.5%	26%	5268			
Sat	05/10/08	5284	11.4%	2613	4.2%	404	42	1187	10.3%	22%	1384	15.8%	26%	1350	11.1%	26%	1363	8.4%	26%	5284			
Mon	05/26/08	5360	13.0%	2596	3.6%	398	47	1191	10.7%	22%	1403	17.4%	26%	1360	11.9%	25%	1406	11.9%	26%	5360			
Tue	06/03/08	5308	11.9%	2557	2.0%	396	47	1172	8.9%	22%	1375	15.1%	26%	1362	12.1%	26%	1400	11.4%	26%	5309			
Tue	06/17/08	5295	11.6%	2560	2.1%	401	42	1169	8.6%	22%	1366	14.3%	26%	1350	11.1%	25%	1410	12.2%	27%	5295			
Mon	06/23/08	5223	10.1%	2556	2.0%	399	43	1174	9.1%	22%	1357	13.6%	26%	1348	10.9%	26%	1344	6.9%	26%	5223			
Tue	07/01/08	5205	9.7%	2524	0.7%	385	43	1169	8.6%	22%	1330	11.3%	26%	1365	12.3%	26%	1340	6.6%	26%	5204			
Tue	07/15/08	5253	10.8%	2607	4.0%	419	45	1174	9.1%	22%	1355	13.4%	26%	1371	12.8%	26%	1353	7.6%	26%	5253			
Sat	08/02/08	5167	8.9%	2610	4.1%	373	50	1175	9.2%	23%	1328	11.1%	26%	1314	8.1%	25%	1350	7.4%	26%	5167			
Sun	08/10/08	5226	10.2%	2663	6.2%	372	48	1174	9.1%	22%	1340	12.1%	26%	1316	8.3%	25%	1396	11.1%	27%	5226			
Tue	09/02/08	5157	8.7%	2630	4.9%	368	48	1152	7.1%	22%	1337	11.9%	26%	1289	6.1%	25%	1379	9.7%	27%	5157			
Mon	09/07/08	5177	9.2%	2659	6.1%	376	50	1158	7.6%	22%	1339	12.1%	26%	1288	6.0%	25%	1392	10.7%	27%	5177			
Tue	09/23/08	5148	8.5%	2673	6.6%	378	49	1171	8.8%	23%	1341	12.2%	26%	1275	4.9%	25%	1361	8.3%	26%	5148			
Sun	10/05/08	5094	7.4%	2596	3.6%	375	51	1167	8.5%	23%	1316	10.1%	26%	1266	4.2%	25%	1345	7.0%	26%	5094			
Mon	10/13/08	5126	8.1%	2561	2.2%	376	60	1171	8.8%	23%	1334	11.6%	26%	1272	4.7%	25%	1349	7.3%	26%	5126			
Mon	10/27/08	5102	7.6%	2562	2.2%	373	63	1195	11.1%	23%	1313	9.9%	26%	1270	4.5%	25%	1324	5.3%	26%	5102			
Mon	11/03/08	4991	5.2%	2584	3.1%	367	62	1163	8.1%	23%	1269	6.2%	25%	1243	2.3%	25%	1316	4.7%	26%	4991			
Mon	11/10/08	4975	4.9%	2606	3.9%	367	61	1166	8.4%	23%	1260	5.4%	25%	1263	4.0%	25%	1286	2.3%	26%	4975			
Tue	12/02/08	4901	3.3%	2595	3.5%	369	64	1142	6.1%	23%	1254	4.9%	26%	1251	3.0%	26%	1254	-0.2%	26%	4901			
Mon	12/08/08	4871	2.7%	2572	2.6%	368	64	1147	6.6%	24%	1240	3.8%	25%	1242	2.2%	25%	1242	-1.2%	25%	4871			
Sat	12/27/08	4830	1.8%	2545	1.5%	381	59	1147	6.6%	24%	1225	2.5%	25%	1235	1.6%	26%	1223	-2.7%	25%	4830			
2009																				chksum			
Mon	01/05/09	4662	n/a	2470	n/a	343	56	1107	n/a	24%	1178	n/a	25%	1193	n/a	26%	1184	n/a	25%	4662			
Wed	01/14/09	4708	1.0%	2478	0.3%	348	57	1131	2.2%	24%	1184	0.5%	25%	1200	0.6%	25%	1193	0.8%	25%	4708			
Thur	01/29/09	4762	2.1%	2485	0.6%	354	58	1157	4.5%	24%	1208	2.5%	25%	1195	0.2%	25%	1202	1.5%	25%	4762			
Sun	02/08/09	4731	1.5%	2455	-0.6%	344	60	1174	6.1%	25%	1199	1.8%	25%	1125	-5.7%	24%	1233	4.1%	26%	4731			
			-100.0%		-100.0%			0	#####	#DIV/0!	0	#####	#DIV/0!	0	#####	#DIV/0!	1233	4.1%	#DIV/0!	1233			

Residential Inventory Starting 1/1/2005

Active Residential Inventory by MLS Area

Day	Date	Total Active	Δ%	Active Residential Inventory by MLS Area																				10 to 14	chk sum		
				1		2		3		4		5		6		7		8		9		15				16	
				#	Δ% YTD	#	Δ% YTD	#	Δ% YTD	#	Δ% YTD	#	Δ% YTD	#	Δ% YTD	#	Δ% YTD	#	Δ% YTD	#	Δ% YTD	#	Δ% YTD			#	Δ% YTD
2005																											
Sun	01/02/05	2295	n/a																								
Tue	01/11/05	2395	4%																								
Sat	01/29/05	2469	8%																								
Sat	02/05/05	2491	9%																								
Sun	02/13/05	2484	8%																								
Sat	02/19/05	2513	9%																								
Sat	02/26/05	2540	11%																								
Sat	03/12/05	2607	14%																								
Sat	03/19/05	2603	13%																								
Mon	03/28/05	2644	15%																								
Sat	04/09/05	2717	18%	727	n/a	154	n/a	396	n/a	209	n/a	397	n/a	170	n/a	82	n/a	140	n/a								
Sat	04/16/05	2718	18%	715	-2%	157	2%	395	0%	210	0%	407	3%	173	2%	78	-5%	143	2%								
Fri	04/22/05	2749	20%	728	0%	154	0%	392	-1%	217	4%	412	4%	167	-2%	81	-1%	136	-3%	111	n/a	76	n/a				
Sun	05/01/05	2739	19%	717	-1%	157	2%	402	2%	213	2%	408	3%	169	-1%	81	-1%	132	-6%	106	-5%	74	-3%				
Sat	05/07/05	2773	21%	725	0%	155	1%	408	3%	222	6%	413	4%	169	-1%	80	-2%	134	-4%	106	-5%	74	-3%				
Mon	05/16/05	2793	22%	704	-3%	159	3%	416	5%	226	8%	418	5%	175	3%	74	-10%	137	-2%	103	-7%	80	5%				
Mon	05/23/05	2839	24%	708	-3%	157	2%	413	4%	225	8%	450	13%	179	5%	77	-6%	141	1%	114	3%	85	12%				
Sat	05/28/05	2867	25%	704	-3%	156	1%	420	6%	229	10%	456	15%	184	8%	72	-12%	150	7%	112	1%	83	9%				
Mon	05/30/05	2882	26%	702	-3%	157	2%	425	7%	235	12%	459	16%	184	8%	72	-12%	151	8%	112	1%	83	9%				
Sat	06/04/05	2866	25%	702	-3%	161	5%	411	4%	232	11%	467	18%	180	6%	76	-7%	147	5%	105	-5%	86	13%				
Sun	06/12/05	2897	26%	704	-3%	162	5%	419	6%	245	17%	458	15%	175	3%	75	-9%	150	7%	104	-6%	87	14%				
Sun	06/26/05	2900	26%	686	-6%	163	6%	430	9%	245	17%	454	14%	173	2%	77	-6%	166	19%	113	2%	82	8%				
Sat	08/06/05	2904	27%	648	-11%	151	-2%	430	9%	261	25%	435	10%	168	-1%	66	-20%	136	-3%	184	66%	82	8%				
Fri	08/19/05	2895	26%	620	-15%	154	0%	418	6%	262	25%	435	10%	170	0%	77	-6%	138	-1%	184	66%	93	22%				
Sun	08/28/05	2920	27%	610	-16%	161	5%	414	5%	255	22%	446	12%	183	8%	79	-4%	146	4%	194	75%	91	20%				
Mon	09/05/05	2960	29%	621	-15%	163	6%	420	6%	264	26%	445	12%	183	8%	84	2%	143	2%	193	74%	97	28%	95	n/a		
Sun	09/11/05	2999	31%	623	-14%	172	12%	428	8%	272	30%	450	13%	182	7%	84	2%	145	4%	186	68%	96	26%	95	0%		
Mon	09/26/05	3088	35%	631	-13%	177	15%	446	13%	281	34%	461	16%	182	7%	85	4%	139	-1%	207	86%	97	28%	107	13%		
Sat	10/01/05	3071	34%	626	-14%	174	13%	437	10%	282	35%	448	13%	184	8%	88	7%	144	3%	211	90%	100	32%	109	15%		
Sat	10/08/05	3120	36%	635	-13%	182	18%	455	15%	296	42%	448	13%	183	8%	84	2%	144	3%	214	93%	101	33%	111	17%		
Mon	10/24/05	3197	39%	642	-12%	191	24%	469	18%	297	42%	463	17%	186	9%	104	27%	148	6%	217	95%	103	36%	122	28%		
Sat	10/29/05	3246	41%	631	-13%	200	30%	497	26%	301	44%	470	18%	190	12%	101	23%	153	9%	225	103%	100	32%	126	33%		
Wed	11/16/05	3304	44%	644	-11%	195	27%	505	28%	319	53%	478	20%	186	9%	108	32%	167	19%	221	99%	103	36%	127	34%		
Sat	11/26/05	3313	44%	646	-11%	199	29%	505	28%	318	52%	487	23%	182	7%	109	33%	157	12%	226	104%	106	39%	123	29%		
2006																											
Mon	01/02/06	3061	n/a	608	n/a	195	n/a	495	n/a	307	n/a	438	n/a	168	n/a	103	n/a	146	n/a	146	n/a	105	n/a	117	n/a	10 to 14	chk sum
Sat	01/21/06	3325	9%	656	8%	210	8%	531	7%	337	10%	505	15%	181	8%	83	-19%	178	22%	134	-8%	107	2%	136	16%	267	3325
Sat	02/04/06	3414	12%	662	9%	207	6%	562	14%	368	20%	505	15%	190	13%	87	-16%	171	17%	143	-2%	105	0%	141	21%	273	3414
Tue	02/14/06	3502	14%	672	11%	221	13%	588	19%	384	25%	518	18%	192	14%	90	-13%	173	18%	145	-1%	101	-4%	141	21%	277	3502
Mon	02/19/06	3599	18%	688	13%	254	30%	610	23%	397	29%	517	18%	196	17%	91	-12%	171	17%	145	-1%	106	1%	138	18%	286	3599
Sun	02/26/06	3669	20%	713	17%	256	31%	635	28%	404	32%	515	18%	204	21%	89	-14%	171	17%	158	8%	107	2%	135	15%	282	3669
Sun	03/12/06	3716	21%	744	22%	263	35%	638	29%	405	32%	529	21%	216	29%	64	-38%	177	21%	157	8%	97	-8%	136	16%	290	3716
Sun	04/09/06	3990	30%	749	23%	317	63%	684	38%	460	50%	554	26%	228	36%	59	-43%	171	17%	189	29%	108	3%	157	34%	314	3990
Sat	05/06/06	4267	39%	760	25%	399	105%	715	44%	506	65%	599	37%	241	43%	59	-43%	192	32%	183	25%	121	15%	161	38%	331	4267

Wed	05/10/06	4347	42%	796	31%	401	106%	731	48%	512	67%	607	39%	235	40%	59	-43%	190	30%	199	36%	122	16%	163	39%	332	4347
Sun	06/04/06	4453	45%	817	34%	385	97%	783	58%	482	57%	606	38%	235	40%	69	-33%	206	41%	205	40%	128	22%	185	58%	352	4453
Tue	06/13/06	4503	47%	831	37%	384	97%	816	65%	453	48%	610	39%	235	40%	70	-32%	206	41%	219	50%	130	24%	198	69%	351	4503
Sun	06/18/06	4581	50%	843	39%	381	95%	815	65%	453	48%	596	36%	238	42%	72	-30%	208	42%	272	86%	129	23%	212	81%	362	4581
Sun	07/02/06	4715	54%	865	42%	373	91%	820	66%	450	47%	610	39%	253	51%	64	-38%	227	55%	316	116%	137	30%	223	91%	377	4715
Tue	07/25/06	4937	61%	869	43%	377	93%	846	71%	481	57%	662	51%	248	46%	62	-40%	238	63%	338	132%	144	37%	255	118%	417	4937
Wed	08/02/06	4948	62%	856	41%	376	93%	841	70%	475	55%	653	49%	267	59%	59	-43%	240	64%	339	132%	145	38%	279	138%	418	4948
Wed	08/09/06	4998	63%	865	42%	374	92%	863	74%	475	55%	650	48%	263	57%	64	-38%	247	69%	343	135%	146	39%	281	140%	427	4998
Sun	09/17/06	4916	61%	905	49%	330	69%	868	75%	458	49%	625	43%	261	55%	84	-18%	247	69%	284	95%	139	32%	290	148%	425	4916
Sat	09/30/06	4993	63%	919	51%	331	70%	879	78%	473	54%	625	43%	262	56%	79	-23%	257	76%	290	99%	152	45%	296	153%	430	4993
Sat	10/14/06	5034	64%	913	50%	338	73%	849	72%	464	51%	657	50%	266	58%	77	-25%	262	79%	299	105%	154	47%	320	174%	435	5034
Sat	10/28/06	5052	65%	914	50%	335	72%	833	68%	463	51%	659	50%	268	60%	71	-31%	263	80%	311	113%	158	50%	316	170%	461	5052
Mon	11/13/06	4985	63%	914	50%	335	72%	803	62%	457	49%	668	53%	260	55%	75	-27%	244	67%	310	112%	156	49%	308	163%	455	4985
Sun	11/26/06	4933	61%	901	48%	331	70%	791	60%	449	46%	647	48%	260	55%	72	-30%	245	68%	322	121%	163	55%	306	162%	446	4933
Mon	12/04/06	4821	57%	879	45%	319	64%	770	56%	435	42%	621	42%	254	51%	74	-28%	245	68%	314	115%	158	50%	307	162%	445	4821
Sun	12/17/06	4856	59%	889	46%	309	58%	781	58%	451	47%	613	40%	246	46%	74	-28%	244	67%	318	118%	155	48%	310	165%	466	4856

2007

10 to 14 chk sum

Fri	01/05/07	4629	n/a	861	n/a	286	n/a	780	n/a	427	n/a	536	n/a	223	n/a	75	n/a	241	n/a	310	n/a	143	n/a	303	n/a	444	4629
Sun	01/14/07	4690	1%	868	1%	289	1%	778	0%	433	1%	556	4%	232	4%	76	1%	243	1%	316	2%	152	6%	310	2%	437	4690
Wed	01/31/07	4761	3%	891	3%	289	1%	792	2%	445	4%	564	5%	239	7%	71	-5%	245	2%	322	4%	157	10%	304	0%	442	4761
Thur	02/15/07	4852	5%	884	3%	299	5%	816	5%	478	12%	570	6%	254	14%	66	-12%	241	0%	314	1%	166	16%	308	2%	456	4852
Wed	02/27/07	4884	6%	856	-1%	302	6%	828	6%	484	13%	578	8%	265	19%	67	-11%	244	1%	338	9%	164	15%	295	-3%	463	4884
Tue	03/13/07	4962	7%	842	-2%	308	8%	834	7%	491	15%	654	22%	267	20%	72	-4%	239	-1%	337	9%	161	13%	296	-2%	461	4962
Fri	03/23/07	5114	10%	864	0%	320	12%	855	10%	502	18%	662	24%	275	23%	80	7%	255	6%	339	9%	170	19%	312	3%	480	5114
Thur	04/05/07	5198	12%	875	2%	323	13%	871	12%	515	21%	677	26%	281	26%	77	3%	242	0%	341	10%	174	22%	311	3%	511	5198
Wed	04/18/07	5267	14%	888	3%	336	17%	884	13%	531	24%	695	30%	280	26%	83	11%	234	-3%	333	7%	173	21%	304	0%	526	5267
Thur	04/26/07	5354	16%	903	5%	336	17%	868	11%	540	26%	702	31%	281	26%	83	11%	240	0%	354	14%	189	32%	320	6%	538	5354
Sun	05/13/07	5460	18%	931	8%	337	18%	889	14%	547	28%	701	31%	290	30%	80	7%	248	3%	387	25%	199	39%	316	4%	535	5460
Mon	05/21/07	5496	19%	948	10%	341	19%	903	16%	540	26%	706	32%	293	31%	79	5%	251	4%	388	25%	193	35%	322	6%	532	5496
Wed	06/06/07	5522	19%	957	11%	335	17%	894	15%	535	25%	718	34%	307	38%	83	11%	253	5%	393	27%	199	39%	323	7%	525	5522
Mon	06/11/07	5554	20%	973	13%	329	15%	899	15%	534	25%	719	34%	305	37%	84	12%	264	10%	396	28%	201	41%	324	7%	526	5554
Wed	06/20/07	5568	20%	974	13%	329	15%	878	13%	550	29%	720	34%	312	40%	79	5%	263	9%	390	26%	199	39%	341	13%	533	5568
Fri	06/29/07	5579	21%	966	12%	334	17%	896	15%	551	29%	720	34%	313	40%	80	7%	251	4%	387	25%	196	37%	334	10%	551	5579
Sat	07/14/07	5535	20%	952	11%	326	14%	893	14%	539	26%	714	33%	311	39%	86	15%	248	3%	388	25%	205	43%	349	15%	524	5535
Thur	07/26/07	5469	18%	929	8%	322	13%	892	14%	537	26%	703	31%	294	32%	89	19%	245	2%	395	27%	210	47%	356	17%	497	5469
Thur	08/09/07	5473	18%	942	9%	322	13%	881	13%	529	24%	689	29%	306	37%	90	20%	250	4%	398	28%	207	45%	364	20%	494	5473
Thur	08/23/07	5440	18%	941	9%	326	14%	875	12%	537	26%	682	27%	295	32%	88	17%	242	0%	382	23%	216	51%	356	17%	500	5440
Mon	09/03/07	5354	16%	929	8%	303	6%	844	8%	536	26%	658	23%	293	31%	93	24%	241	0%	379	22%	213	49%	370	22%	495	5354
Mon	09/17/07	5427	17%	943	10%	324	13%	845	8%	546	28%	649	21%	304	36%	93	24%	247	2%	398	28%	192	34%	390	29%	496	5427
Sun	09/23/07	5460	18%	936	9%	333	16%	867	11%	545	28%	647	21%	300	35%	94	25%	251	4%	400	29%	190	33%	390	29%	507	5460
Wed	10/10/07	5289	14%	914	6%	329	15%	838	7%	523	22%	644	20%	294	32%	90	20%	258	7%	357	15%	181	27%	371	22%	490	5289
Wed	10/24/07	5257	14%	866	1%	345	21%	828	6%	520	22%	649	21%	290	30%	93	24%	265	10%	369	19%	178	24%	366	21%	488	5257
Wed	10/31/07	5249	13%	865	0%	352	23%	809	4%	521	22%	648	21%	285	28%	93	24%	264	10%	371	20%	179	25%	377	24%	485	5249
Mon	11/19/07	5181	12%	846	-2%	333	16%	791	1%	509	19%	652	22%	272	22%	91	21%	260	8%	362	17%	189	32%	372	23%	504	5181
Mon	11/26/07	5150	11%	839	-3%	331	16%	786	1%	507	19%	651	21%	269	21%	92	23%	273	13%	359	16%	188	31%	347	15%	508	5150
Mon	12/03/07	5048	9%	833	-3%	314	10%	765	-2%	497	16%	645	20%	265	19%	94	25%	272	13%	355	15%	184	29%	327	8%	497	5048
Mon	12/17/07	4987	8%	824	-4%	309	8%	767	-2%	491	15%	658	23%	259	16%	94	25%	264	10%	317	2%	184	29%	325	7%	495	4987
Mon	12/24/07	4935	7%	816	-5%	305	7%	759	-3%	493	15%	657	23%	258	16%	93	24%	265	10%	309	0%	184	29%	309	2%	487	4935

2008

10 to 14 chk sum

Active Sussex County Residential Listings Since Jan. 2003

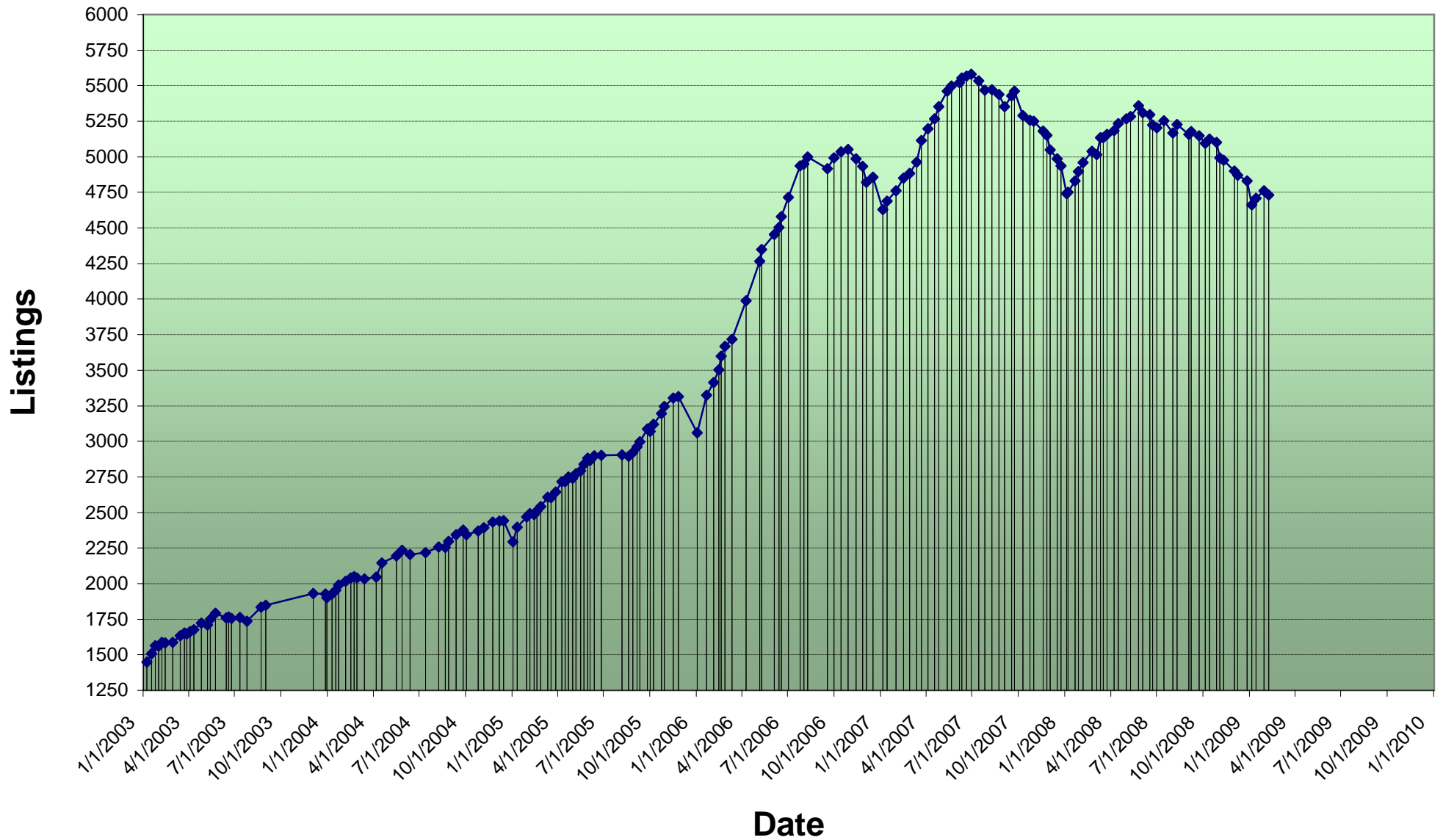
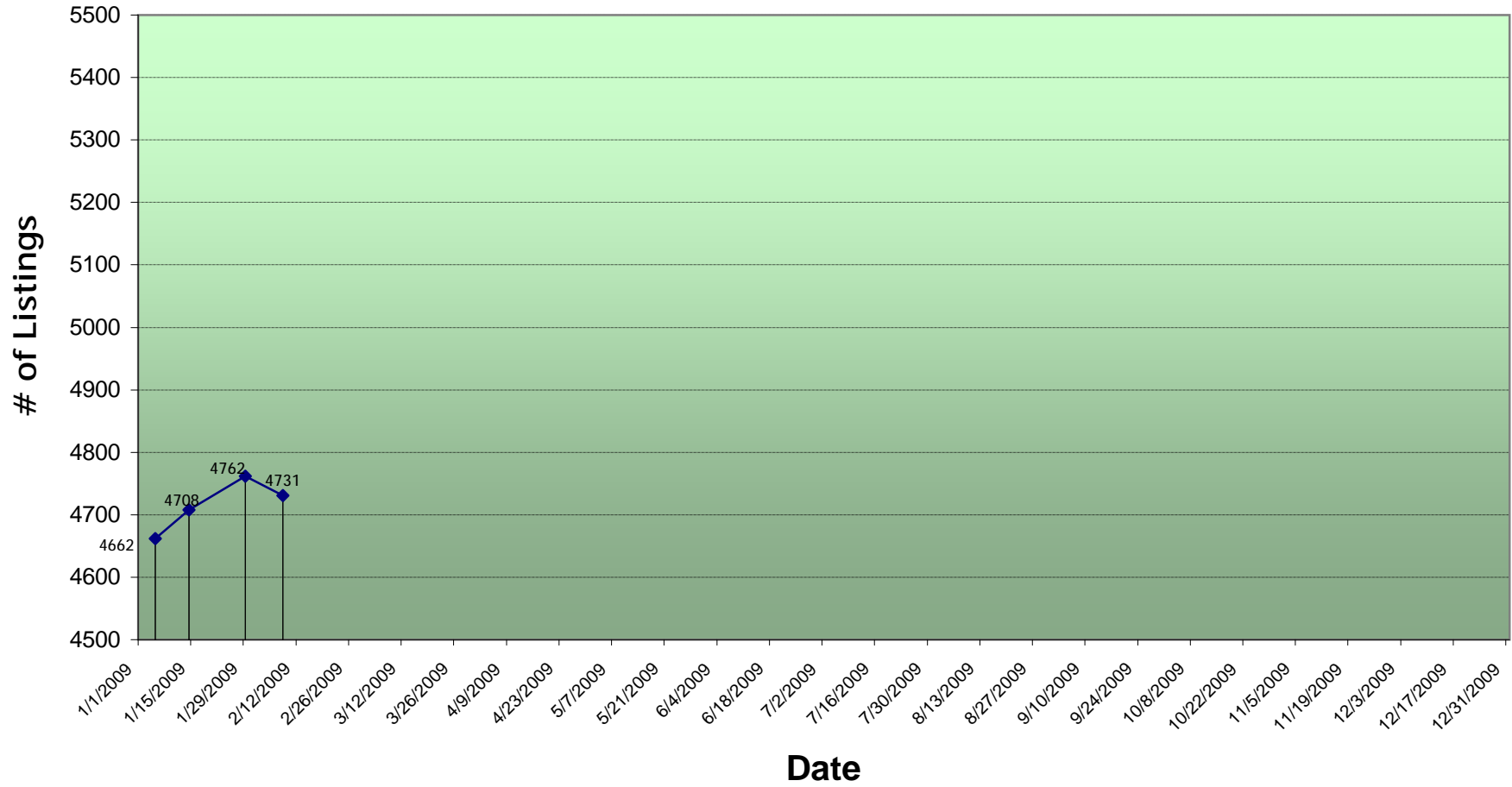


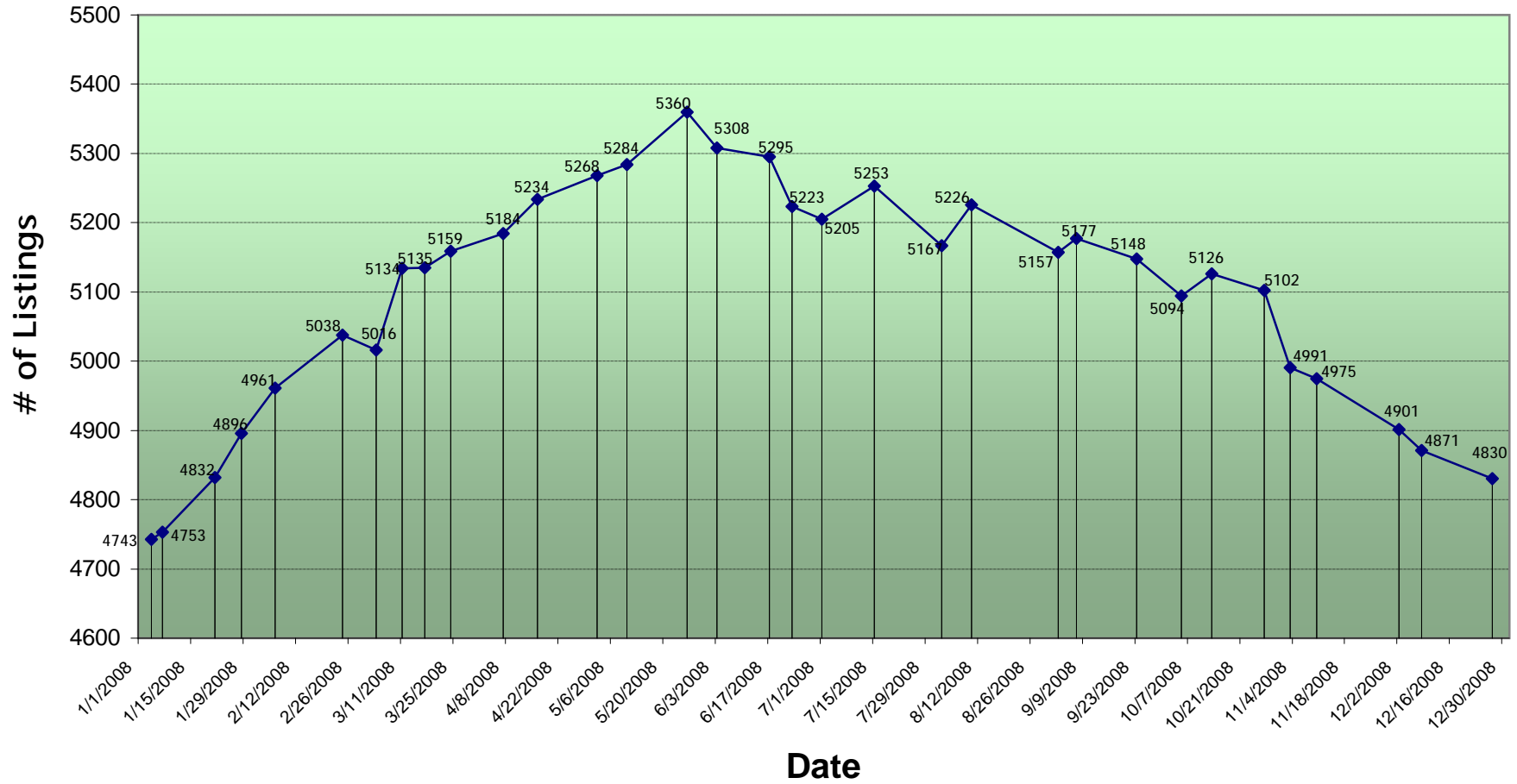
Chart Date: 11/03/08

C:\Documents and Settings\John\My Documents\Excel\Total Listings\Total Listings 2-8-09.xls Active Summary Chart

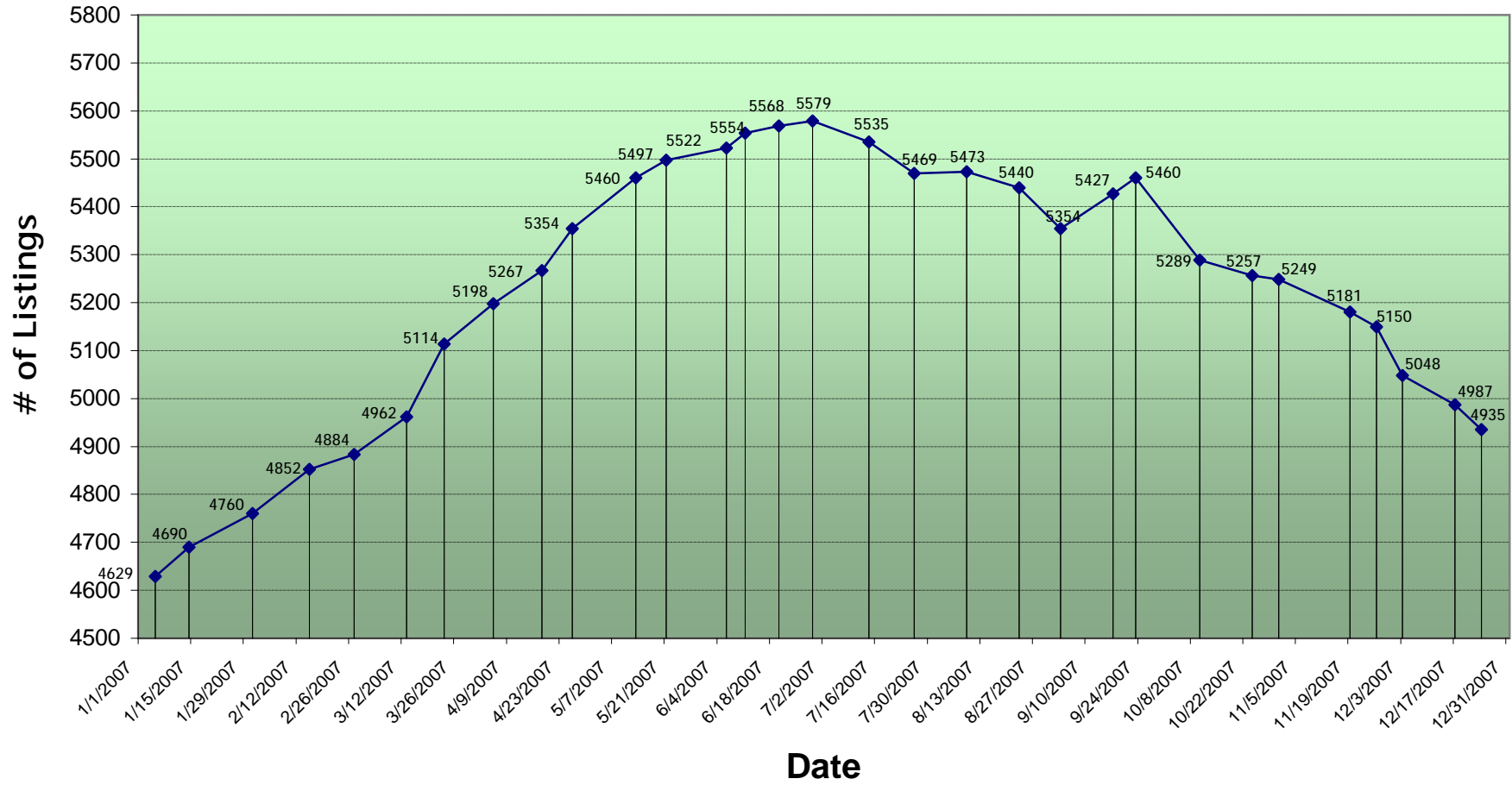
2009 Active Sussex County Residential Listings



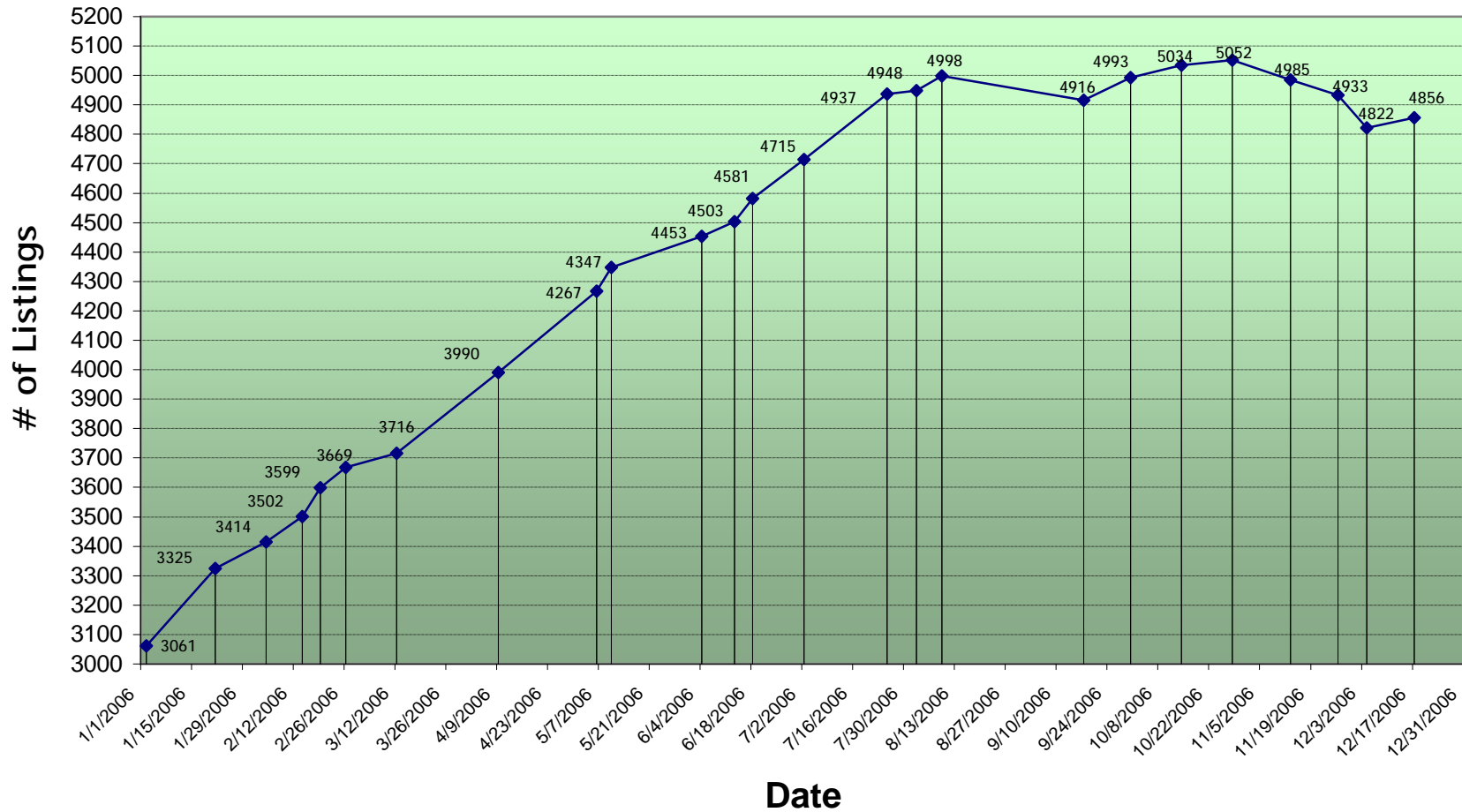
2008 Active Sussex County Residential Listings



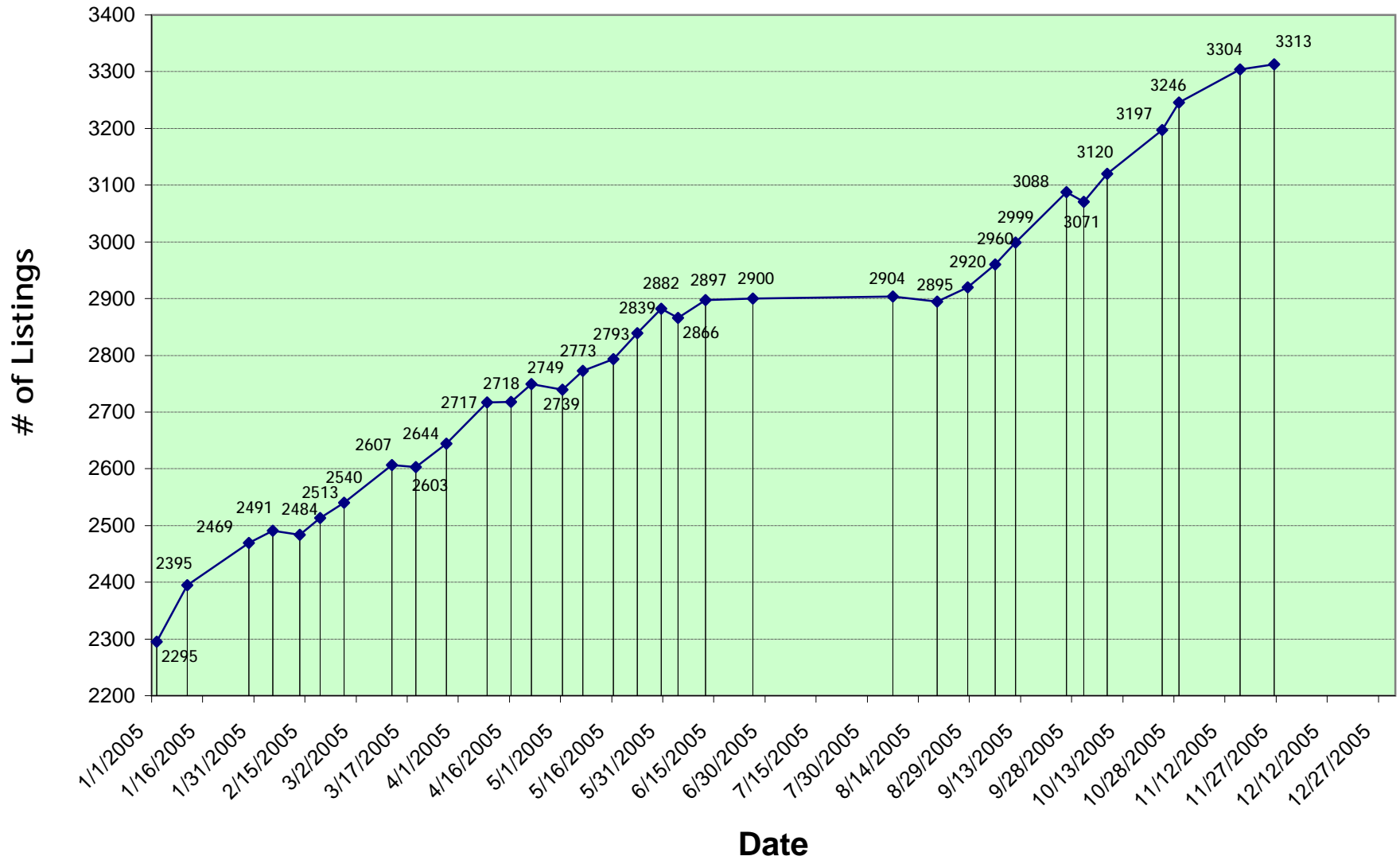
2007 Active Sussex County Residential Listings



2006 Active Sussex County Residential Listings



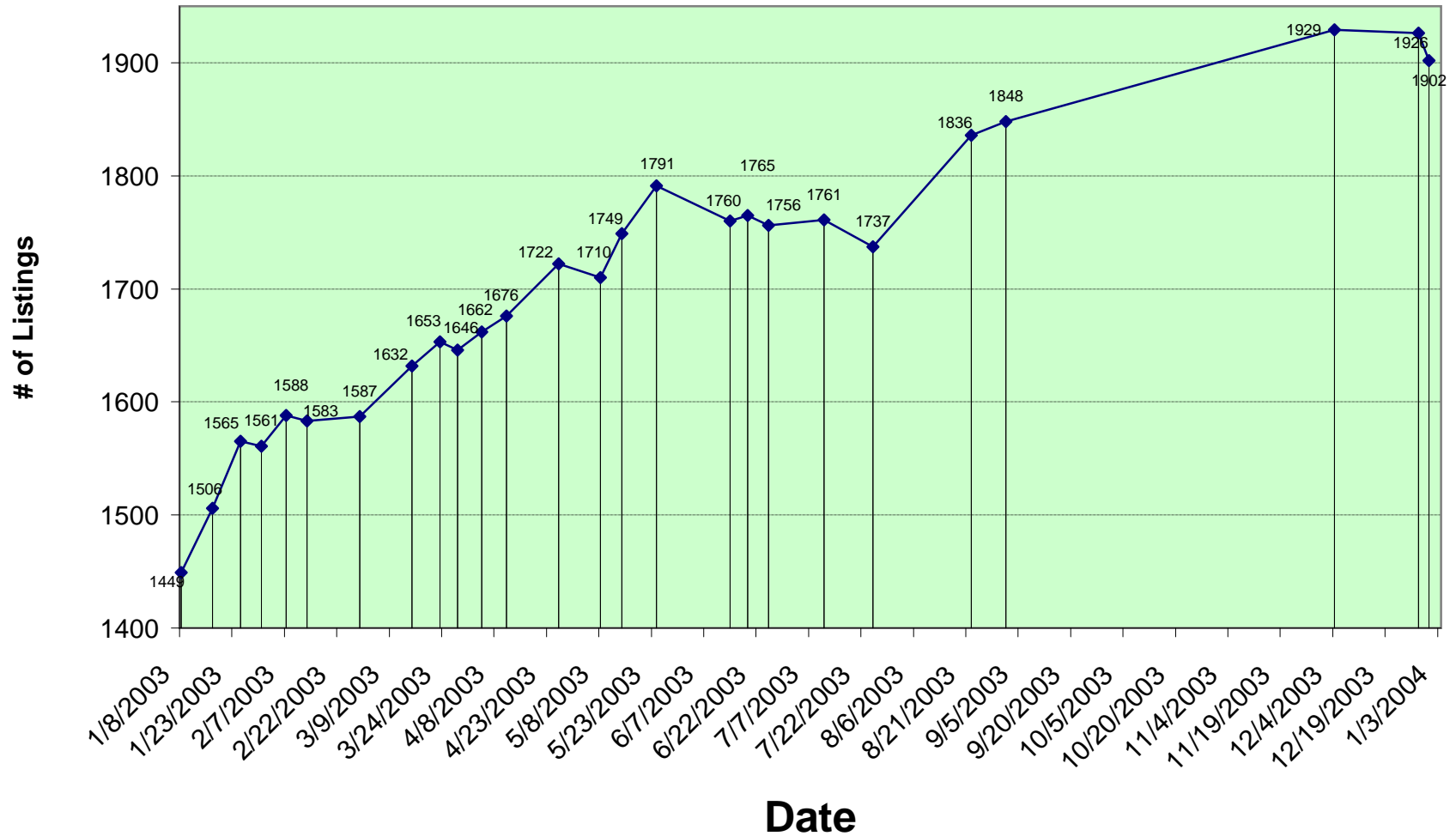
2005 Active Sussex County Residential Listings



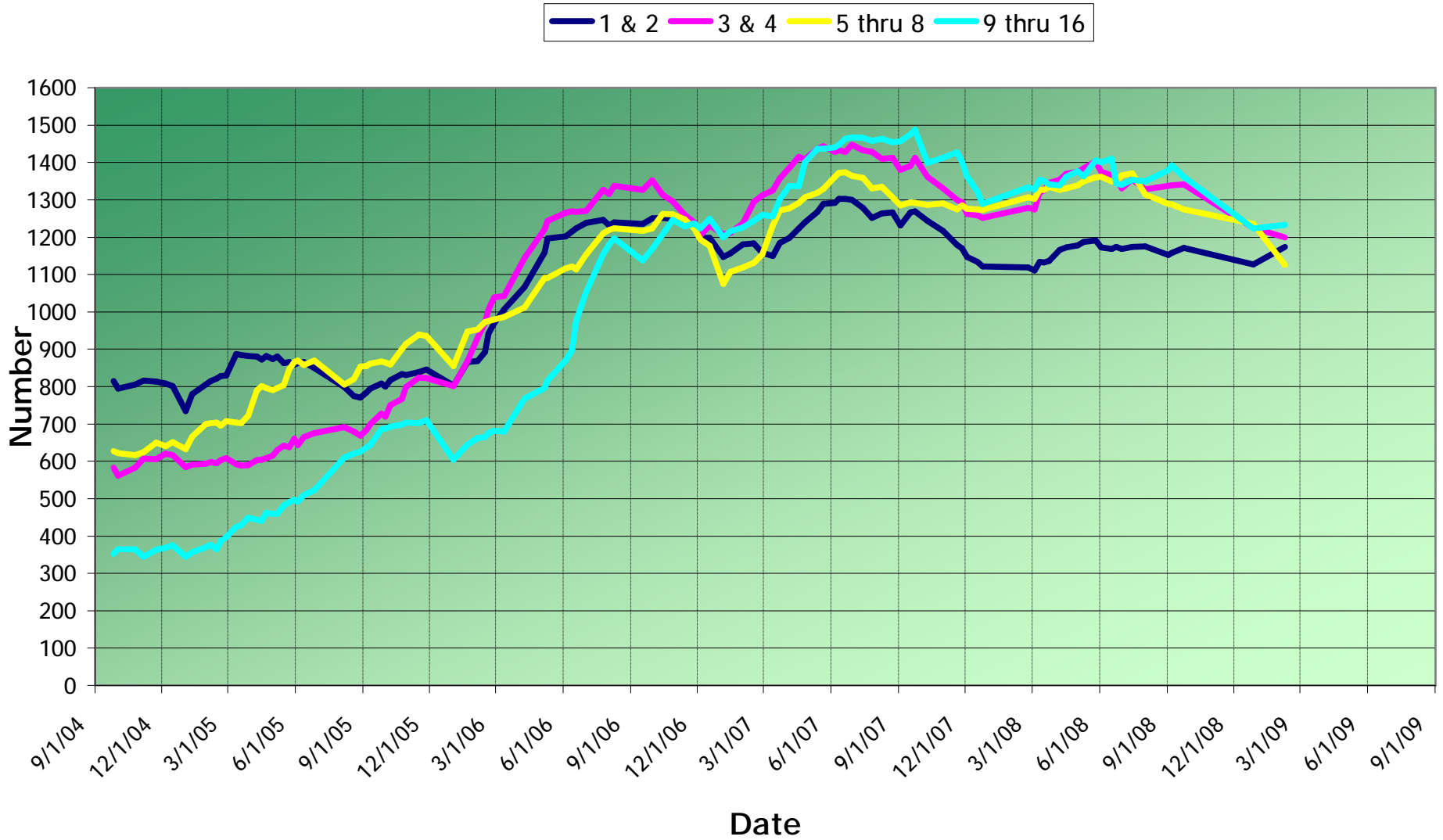
2004 Active Sussex County Residential Listings



2003 Active Sussex County Residential Listings



Active Listings by MLS Area Since September 2004



MLS Area #	Area Name	Tax District(s)	Line Color on Graph
1	Lewes & Rehoboth Hundred	Part 3-34, part 3-35	Dark Blue
2	Lewes, Rehoboth & Dewey Beaches	Part 3-34, part 3-35	
3	Baltimore Hundred	Part 1-34, 5-33	Blue
4	Fenwick & Bethany Beaches	Part 1-34	Yellow
5	Indian River Hundred	2-34	
6	Broadkill Hundred	2-35	
7	Georgetown Hundred	1-35	
8	Cedar Creek Hundred	1-30, 2-30, 3-30	
9	Dagsboro Hundred	1-33, 2-33, 4-33	
10	Gumboro Hundred	3-33	
11	Little Creek Hundred	3-32, 4-32, 5-32	
12	Broad Creek Hundred	1-32, 2-32	Cyan
13	Nanticoke Hundred	4-30, 2-31	
14	Northwest Fork Hundred	5-30, 1-31	
15	Seaford Hundred	3-31, 5-31	
16	Other	Outside Sussex County	