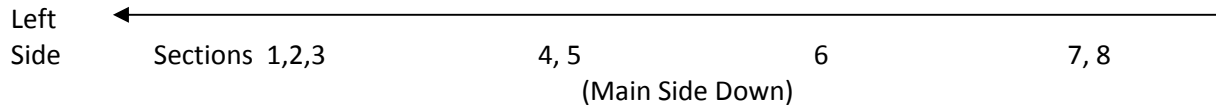


FOLDING 1 Page Presentation

Step 1

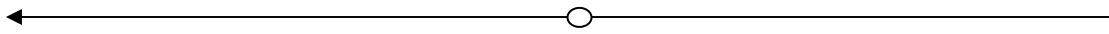
Place Presentation Back Side Up and Front Side Down



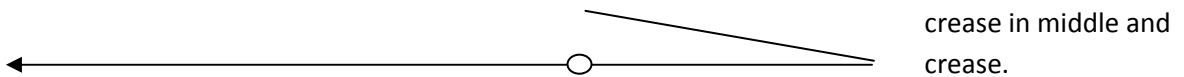
Step 2 Fold #1



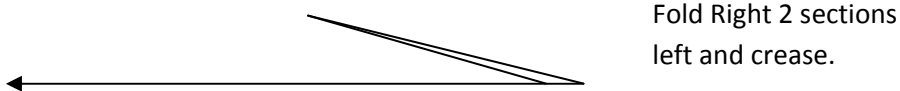
Step 3 Re-open



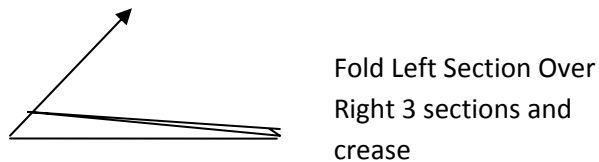
Step 4 Fold #2



Step 5 Fold #3



Step 6 Fold 4



When using the presentation, the section with 1, 2 and 3 should be showing.

Talk them and then unfold 1 section so they ALSO see 4 and 5.

Talk them and then unfold 1 section so they ALSO see 6.

Talk that section and then unfold last section so they see 7 & 8.

Talk them and then turn the back side over where you should have printed the MMA Analysis Worksheet and start filling in the blanks.